

Collezione DORIA

FINITURE

Struttura: bianco RAL 9003 (B), cromato (C), grigio bonderizzato (GB)

Piani in nobilitato in Pronta Consegna: bianco venato, noce Doppelt, rovere

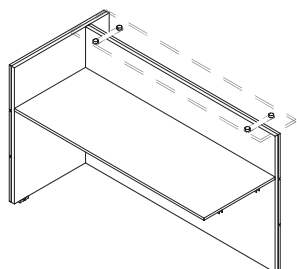
Piani in nobilitato (su richiesta): 30 colori (di cui 10 con consegna in 15 giorni)

Piani in vetro: bianco, moka, nero, ecrù e rosso scuro.

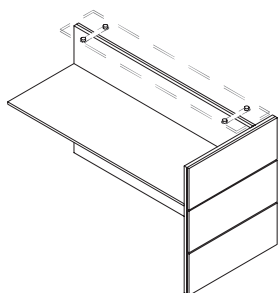
Scheda tecnica

DORIA RECEPTION

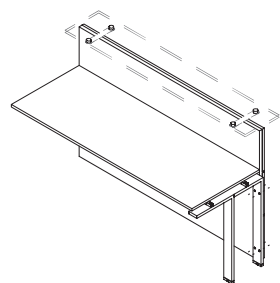
Moduli base lineari



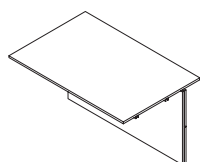
Elemento terminale SX - top escluso
art. 115 DR SX B/N/R - L 160 P 78 (60) H 107
art. 113 DR SX B/N/R - L 120 P 78 (60) H 107
art. 111 DR SX B/N/R - L 80 P 78 (60) H 107



Elemento terminale DX - top escluso
art. 115 DR DX B/N/R - L 160 P 78 (60) H 107
art. 113 DR DX B/N/R - L 120 P 78 (60) H 107
art. 111 DR DX B/N/R - L 80 P 78 (60) H 107

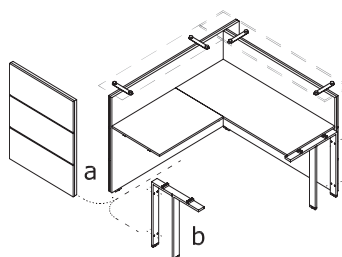


Elemento centrale - top escluso
art. 115 DR B/N/R - L 160 P 78 (60) H 107
art. 113 DR B/N/R - L 120 P 78 (60) H 107
art. 111 DR B/N/R - L 80 P 78 (60) H 107

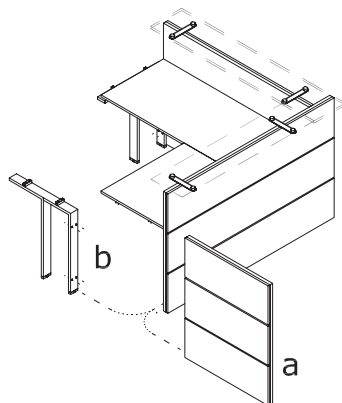


Piano di consultazione
 da completare sempre con gambe metalliche
 centrale o terminale DX-SX
art. 115 DC B/N/R - L 160 P 80 H 73,5
art. 113 DC B/N/R - L 120 P 80 H 73,5

Moduli base ad angolo

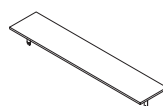


Elemento ad angolo SX - top esclusi
 da completare sempre
 con gambe centrali o pannelli terminali
art. 915 DR SX B/N/R
 L 177,6 (160) P 157,6 (60+80) H 107

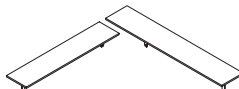


Elemento ad angolo DX - top esclusi
 da completare sempre
 con gambe centrali o pannelli terminali
art. 915 DR DX B/N/R
 L 177,6 (160) P 157,6 (60+80) H 107

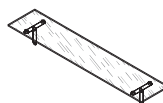
Top



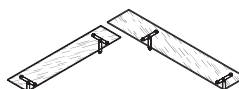
Top in melaminico per moduli base lineari
 supporti di fissaggio compresi
art. 115 DT B/N/R - L 160 P 30 sp. 1,8
art. 113 DT B/N/R - L 120 P 30 sp. 1,8
art. 111 DT B/N/R - L 80 P 30 sp. 1,8



Kit 2 top in melaminico
 per moduli base ad angolo
 Kit montabile sia a SX che DX
 supporti di fissaggio compresi
art. 118 DT B/N/R
 L 177,6 / L 127,6 P 30 sp. 1

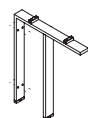


Top in vetro retrolaccato
 per moduli base lineari
 supporti di fissaggio compresi
art. 115 DT V B/E/M/R/N - L 160 P 30 sp. 1
art. 113 DT V B/E/M/R/N - L 120 P 30 sp. 1
art. 111 DT V B/E/M/R/N - L 80 P 30 sp. 1

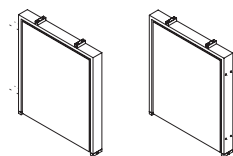


Kit 2 top in vetro retrolaccato
 per moduli base ad angolo
 Kit montabile sia a dx che a sx
 supporti di fissaggio compresi
art. 118 DT V B/E/M/R/N
 L 177,6 L 127,6 P 30 sp. 1

Elementi singoli parti strutturali metalliche



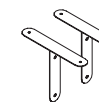
Gamba centrale
art. 088 RX B - L 56 P 7 H 71,5



Terminale SX - Terminale DX
art. 089 RX SX B - L 60 P 7 H 71,5
art. 089 RX DX B - L 60 P 7 H 71,5



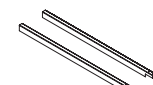
Coppia supporti trave-pannello
art. 076 RX B - L 4 P 6,3 H 5



Coppia staffe supporto top
art. 077 RX B - L 24 P 4 H 18

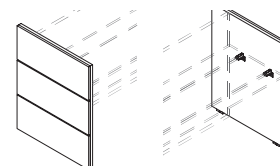


Coppia travi
art. 051 RX B - L 80
art. 053 RX B - L 120
art. 055 RX B - L 160

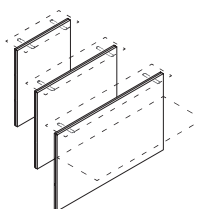


Coppia travi allungo 90°
art. 061 RX B - L 80

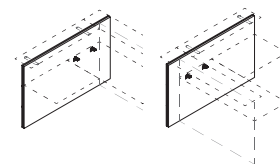
Elementi singoli parti strutturali in melaminico



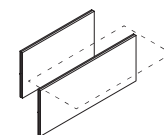
Pannello terminale SX - DX
 completo di doghe orizzontali e staffe per travi
art. 900 DR SX B/N/R - L 77,6 P 4,3 H 104
art. 900 DR DX B/N/R - L 77,6 P 4,3 H 104



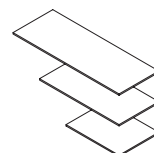
Pannello frontale
 completo di doghe orizzontali
art. 901 DR B/N/R - L 80 P 4,3 H 104
art. 903 DR B/N/R - L 120 P 4,3 H 104
art. 905 DR B/N/R - L 160 P 4,3 H 104



Pannello frontale angolo SX - DX
 completo di doghe orizzontali e staffe per travi
art. 908 DR SX B/N - L 177,6 P 4,3 H 104
art. 908 DR DX B/N - L 177,6 P 4,3 H 104



Pannello frontale consultazione
 completo di doghe orizzontali
art. 909 DR B/N/R - L 120 P 4,3 H 68
art. 910 DR B/N/R - L 160 P 4,3 H 68



Piani profondità 60
art. 125A RX B/N/R - L 160 P 60 sp. 1,8
art. 123A RX B/N/R - L 120 P 60 sp. 1,8
art. 121A RX B/N/R - L 80 P 60 sp. 1,8

Cassettiere su ruote



Cassettiera su ruote
art. 2173 - L 45 P 50 H 53 (melaminico)
art. 0173M - L 42,5 P 53 H 52 (metallo)

Elettrificazione



Torretta elettrificata a scomparsa
 (con sollevamento manuale)
 2 prese UNEL + kit dati
 (Cavi elettrici e dati esclusi)
art. 03VI6802NR - L 11 P 11 H 32

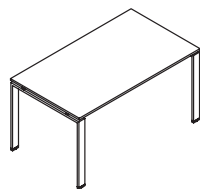


Foro per torretta Ø 80 mm + tappo
art. 0480221N - Ø 8



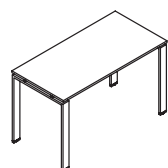
Scatola multiprese
 3 prese UNEL + kit dati
 (Cavi elettrici e dati esclusi)
art. 03VI0805NR

Scrivanie lineari



Scrivania lineare **P 80**

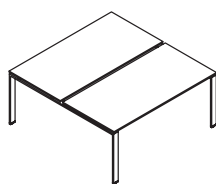
- art. 117RX B/C/GB - L 200 P 80 H 73,5
- art. 116RX B/C/GB - L 180 P 80 H 73,5
- art. 115RX B/C/GB - L 160 P 80 H 73,5
- art. 114RX B/C/GB - L 140 P 80 H 73,5
- art. 113RX B/C/GB - L 120 P 80 H 73,5
- art. 112RX B/C/GB - L 100 P 80 H 73,5
- art. 111RX B/C/GB - L 80 P 80 H 73,5



Scrivania lineare **P 60**

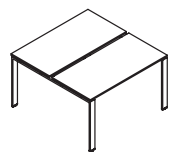
- art. 123RX B/C/GB - L 120 P 60 H 73,5
- art. 122RX B/C/GB - L 100 P 60 H 73,5
- art. 121RX B/C/GB - L 80 P 60 H 73,5

Postazioni multiple



Postazione multipla **P 166**

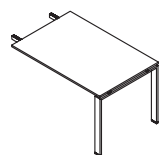
- art. 237RX B/C/GB - L 200 P 166 H 73,5
- art. 236RX B/C/GB - L 180 P 166 H 73,5
- art. 235RX B/C/GB - L 160 P 166 H 73,5
- art. 234RX B/C/GB - L 140 P 166 H 73,5
- art. 233RX B/C/GB - L 120 P 166 H 73,5
- art. 232RX B/C/GB - L 100 P 166 H 73,5
- art. 231RX B/C/GB - L 80 P 166 H 73,5



Postazione multipla **P 126**

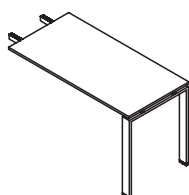
- art. 243RX B/C/GB - L 120 P 126 H 73,5
- art. 242RX B/C/GB - L 100 P 126 H 73,5
- art. 241RX B/C/GB - L 80 P 126 H 73,5

Postazioni aggregabili a 90°



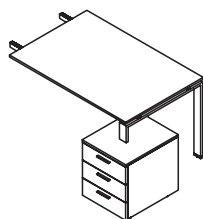
Postazione aggregabile a 90° **P 80**

- art. 313RX B/C/GB - L 120 P 80 H 73,5
- art. 312RX B/C/GB - L 100 P 80 H 73,5
- art. 311RX B/C/GB - L 80 P 80 H 73,5



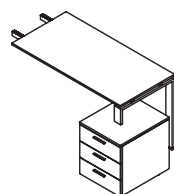
Postazione aggregabile a 90° **P 60**

- art. 323RX B/C/GB - L 120 P 60 H 73,5
- art. 322RX B/C/GB - L 100 P 60 H 73,5
- art. 321RX B/C/GB - L 80 P 60 H 73,5



Allungo **P 80** su cassetteria portante

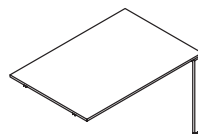
- art. 413RX B/C/GB - L 120 P 80 H 73,5
- art. 412RX B/C/GB - L 100 P 80 H 73,5
- art. 411RX B/C/GB - L 80 P 80 H 73,5



Allungo **P 60** su cassetteria portante

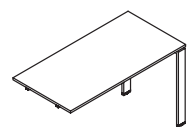
- art. 423RX B/C/GB - L 120 P 60 H 73,5
- art. 422RX B/C/GB - L 100 P 60 H 73,5
- art. 421RX B/C/GB - L 80 P 60 H 73,5

Postazioni aggregabili in linea



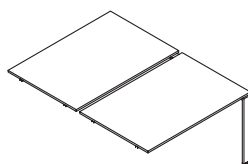
Allungo singolo **P 80**

- art. 517RX B/C/GB - L 200 P 80 H 73,5
- art. 516RX B/C/GB - L 180 P 80 H 73,5
- art. 515RX B/C/GB - L 160 P 80 H 73,5
- art. 514RX B/C/GB - L 140 P 80 H 73,5
- art. 513RX B/C/GB - L 120 P 80 H 73,5
- art. 512RX B/C/GB - L 100 P 80 H 73,5
- art. 511RX B/C/GB - L 80 P 80 H 73,5



Allungo singolo **P 60**

- art. 523RX B/C/GB - L 120 P 60 H 73,5
- art. 522RX B/C/GB - L 100 P 60 H 73,5
- art. 521RX B/C/GB - L 80 P 60 H 73,5



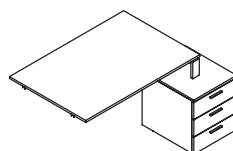
Allungo doppio **P 166**

- art. 537RX B/C/GB - L 200 P 166 H 73,5
- art. 536RX B/C/GB - L 180 P 166 H 73,5
- art. 535RX B/C/GB - L 160 P 166 H 73,5
- art. 534RX B/C/GB - L 140 P 166 H 73,5
- art. 533RX B/C/GB - L 120 P 166 H 73,5
- art. 532RX B/C/GB - L 100 P 166 H 73,5
- art. 531RX B/C/GB - L 80 P 166 H 73,5



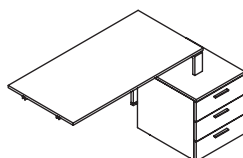
Allungo doppio **P 126**

- art. 543RX B/C/GB - L 120 P 126 H 73,5
- art. 542RX B/C/GB - L 100 P 126 H 73,5
- art. 541RX B/C/GB - L 80 P 126 H 73,5



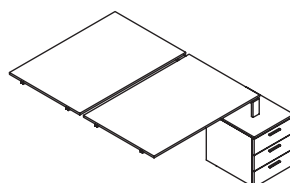
Allungo singolo **P 80** + cassetteria

- art. 617RX B/C/GB - L 200 P 80 H 73,5
- art. 616RX B/C/GB - L 180 P 80 H 73,5
- art. 615RX B/C/GB - L 160 P 80 H 73,5
- art. 614RX B/C/GB - L 140 P 80 H 73,5
- art. 613RX B/C/GB - L 120 P 80 H 73,5
- art. 612RX B/C/GB - L 100 P 80 H 73,5
- art. 611RX B/C/GB - L 80 P 80 H 73,5



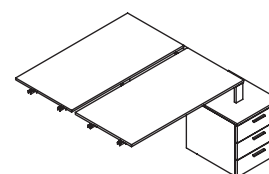
Allungo singolo **P 60** + cassetteria

- art. 623RX B/C/GB - L 120 P 60 H 73,5
- art. 622RX B/C/GB - L 100 P 60 H 73,5
- art. 621RX B/C/GB - L 80 P 60 H 73,5



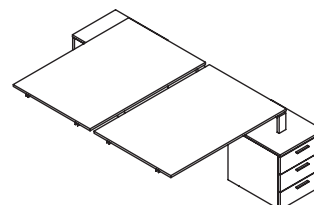
Allungo doppio **P 166** + cassetteria

- art. 637RX B/C/GB - L 200 P 166 H 73,5
- art. 636RX B/C/GB - L 180 P 166 H 73,5
- art. 635RX B/C/GB - L 160 P 166 H 73,5
- art. 634RX B/C/GB - L 140 P 166 H 73,5
- art. 633RX B/C/GB - L 120 P 166 H 73,5
- art. 632RX B/C/GB - L 100 P 166 H 73,5
- art. 631RX B/C/GB - L 80 P 166 H 73,5



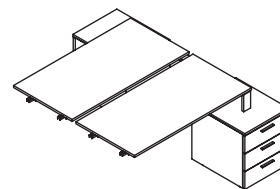
Allungo doppio **P 126** + cassetteria

- art. 643RX B/C/GB - L 120 P 126 H 73,5
- art. 642RX B/C/GB - L 100 P 126 H 73,5
- art. 641RX B/C/GB - L 80 P 126 H 73,5




Allungo doppio **P 166** + 2 cassette

- art. 737RX B/C/GB - L 200 P 166 H 73,5
- art. 736RX B/C/GB - L 180 P 166 H 73,5
- art. 735RX B/C/GB - L 160 P 166 H 73,5
- art. 734RX B/C/GB - L 140 P 166 H 73,5
- art. 733RX B/C/GB - L 120 P 166 H 73,5
- art. 732RX B/C/GB - L 100 P 166 H 73,5
- art. 731RX B/C/GB - L 80 P 166 H 73,5




Allungo doppio **P 126** + 2 cassette

- art. 743RX B/C/GB - L 120 P 126 H 73,5
- art. 742RX B/C/GB - L 100 P 126 H 73,5
- art. 741RX B/C/GB - L 80 P 126 H 73,5



Kit - 1 gamba asimmetrica +
1 cassetteria 2173 (con piedini H. 3 cm)

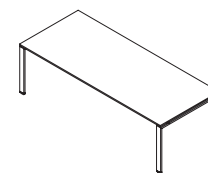
- art. 830RX B/GB/C - L 166
- art. 840RX B/GB/C - L 126
- art. 810RX B/GB/C - L 80
- art. 820RX B/GB/C - L 60



Kit - 1 gamba H 150 +
2 cassette 2173 (con piedini H. 3 cm)

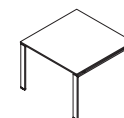
- art. 831RX B/GB/C - L 166
- art. 841RX B/GB/C - L 126

Tavolo riunione



Tavolo riunione L 240 P 100

- art. 1058RX B/C/GB - L 240 P 100 H 73,5
- art. 1057RX B/C/GB - L 200 P 100 H 73,5

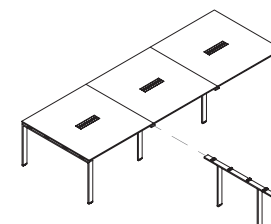


Tavolo riunione L 100 P 100

- art. 1055RX B/C/GB - L 100 P 100 H 73,5

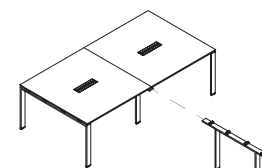
DORIA MEETING

Tavoli conferenza modulari



Tavolo conferenza modulare **P 126**
gamba centrale inclusa

- art. 1158RX B/C/GB - L 360 P 126 H 73,5



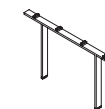
Tavolo conferenza modulare **P 126**
gamba centrale inclusa

- art. 1157RX B/C/GB - L 240 P 126 H 73,5



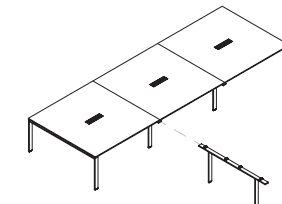
Tavolo conferenza modulare **P 126**

- art. 1155RX B/C/GB - L 120 P 126 H 73,5



Gamba centrale per tavolo conferenza **L 123**

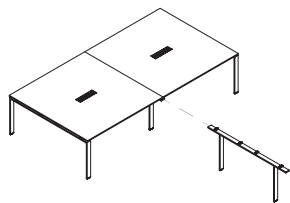
- art. 043RX B/C/GB - L 123 P 7 H 71



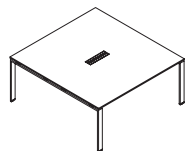
Tavolo conferenza modulare **P 166**
gamba centrale inclusa

- art. 1258RX B/C/GB - L 480 P 166 H 73,5

Tavoli conferenza modulari



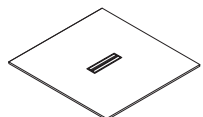
Tavolo conferenza modulare **P 166**
gamba centrale inclusa
art. 1257RX B/C/GB - L 320 P 166 H 73,5



Tavolo conferenza modulare **P 166**
art. 1255RX B/C/GB - L 160 P 166 H 73,5



Gamba centrale per tavolo conferenza **L 163**
art. 033RX B/C/GB - L 163 P 7 H 71



Piano per tavoli conferenza modulari
con top access
art. 1155 A RX B/N/R - L 120 P 126 sp. 1,8
art. 1255 A RX B/N/R - L 160 P 166 sp. 1,8

DORIA VETRO

Piani in Vetro



Scrivanina vetro lineare **P 80**
art. 117RX V B/C/GB - L 200 P 80 H 73,5
art. 116RX V B/C/GB - L 180 P 80 H 73,5
art. 115RX V B/C/GB - L 160 P 80 H 73,5
art. 114RX V B/C/GB - L 140 P 80 H 73,5
art. 113RX V B/C/GB - L 120 P 80 H 73,5
art. 112RX V B/C/GB - L 100 P 80 H 73,5
art. 111RX V B/C/GB - L 80 P 80 H 73,5



Scrivanina vetro lineare **P 60**
art. 123RX V B/C/GB - L 120 P 60 H 73,5
art. 122RX V B/C/GB - L 100 P 60 H 73,5
art. 121RX V B/C/GB - L 80 P 60 H 73,5

Postazioni Vetro aggregabili a 90°



Postazione aggregabile a 90° **P 80**
art. 313RX V B/C/GB - L 120 P 80 H 73,5
art. 312RX V B/C/GB - L 100 P 80 H 73,5
art. 311RX V B/C/GB - L 80 P 80 H 73,5



Postazione aggregabile a 90° **P 60**
art. 323RX V B/C/GB - L 120 P 60 H 73,5
art. 322RX V B/C/GB - L 100 P 60 H 73,5
art. 321RX V B/C/GB - L 80 P 60 H 73,5




Allungo **P 80** su cassetteria portante
art. 413RX V B/C/GB - L 120 P 80 H 73,5
art. 412RX V B/C/GB - L 100 P 80 H 73,5
art. 411RX V B/C/GB - L 80 P 80 H 73,5



Allungo **P 60** su cassetteria portante
art. 423RX V B/C/GB - L 120 P 60 H 73,5
art. 422RX V B/C/GB - L 100 P 60 H 73,5
art. 421RX V B/C/GB - L 80 P 60 H 73,5

Tavoli riunione Doria Vetro

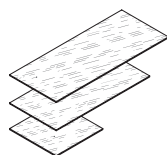


Tavolo riunione L 240 P 100
art. 1058RX V B/C/GB - L 240 P 100 H 73,5
art. 1057RX V B/C/GB - L 200 P 100 H 73,5



Tavolo riunione L 100 P 100
art. 1055RX V B/C/GB - L 100 P 100 H 73,5

Piani in Vetro



Piani scrivania **P 80**
art. 117A V RX B/E/M/R/N - L 200 P 80 sp. 1
art. 116A V RX B/E/M/R/N - L 180 P 80 sp. 1
art. 115A V RX B/E/M/R/N - L 160 P 80 sp. 1
art. 114A V RX B/E/M/R/N - L 140 P 80 sp. 1
art. 113A V RX B/E/M/R/N - L 120 P 80 sp. 1
art. 112A V RX B/E/M/R/N - L 100 P 80 sp. 1
art. 111A V RX B/E/M/R/N - L 80 P 80 sp. 1

Piani scrivania **P 60**
art. 123A V RX B/E/M/R/N - L 120 P 60 sp. 1
art. 122A V RX B/E/M/R/N - L 100 P 60 sp. 1
art. 121A V RX B/E/M/R/N - L 80 P 60 sp. 1

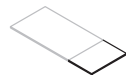
Piani tavoli riunione **P 100**
art. 1058A V RX B/E/M/R/N - L 240 P 100 sp. 1
art. 1057A V RX B/E/M/R/N - L 200 P 100 sp. 1
art. 1055A V RX B/E/M/R/N - L 100 P 100 sp. 1

ACCESSORI

Raccordi / Terminali



Raccordo **P 60**
art. 121R RX - L 60 P 60 sp. 1,8

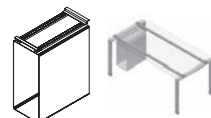


Mensola terminale **P 60**
art. 120R RX - L 60 P 40 sp. 1,8



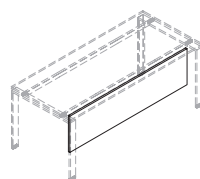
Mensola terminale **P 80**
art. 110R RX - L 80 P 40 sp. 1,8

Porta PC sospeso



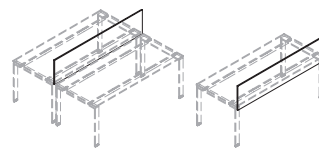
Porta PC sospeso
art. 090 RX B/GB - L 23 P 45 H 53

Modesty panel

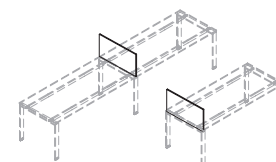


Modesty panel H. 42
art. 907M RX - L 181 P 42 sp. 1,8
art. 906M RX - L 161 P 42 sp. 1,8
art. 905M RX - L 141 P 42 sp. 1,8
art. 904M RX - L 121 P 42 sp. 1,8
art. 903M RX - L 101 P 42 sp. 1,8
art. 902M RX - L 81 P 42 sp. 1,8
art. 901M RX - L 61 P 42 sp. 1,8

Schermi divisori



Schermo divisorio H. 42 frontale
art. 907SF RX - L 200 P 42 sp. 1,8
art. 906SF RX - L 180 P 42 sp. 1,8
art. 905SF RX - L 160 P 42 sp. 1,8
art. 904SF RX - L 140 P 42 sp. 1,8
art. 903SF RX - L 120 P 42 sp. 1,8
art. 902SF RX - L 100 P 42 sp. 1,8
art. 901SF RX - L 80 P 42 sp. 1,8



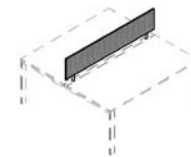
Schermo laterale H. 42
art. 901SL RX - L 80 P 42 sp. 1,8
art. 900SL RX - L 60 P 42 sp. 1,8

Accessori su binario in alluminio estruso



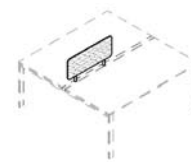
Binario in alluminio porta accessori
(coppia di supporti per binario esclusa)

art. B1 RX - L 200 P 4 sp. 4
art. B2 RX - L 180 P 4 sp. 4
art. B3 RX - L 160 P 4 sp. 4
art. B4 RX - L 140 P 4 sp. 4
art. B5 RX - L 120 P 4 sp. 4
art. B6 RX - L 100 P 4 sp. 4
art. B7 RX - L 80 P 4 sp. 4
art. B0 RX coppia supporti per binario

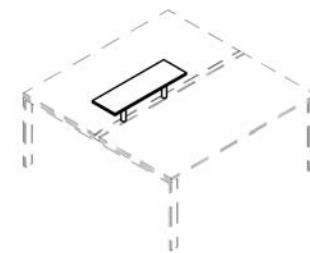


Schermo in melaminico alluminio millerighe
(coppia connettori compresa)

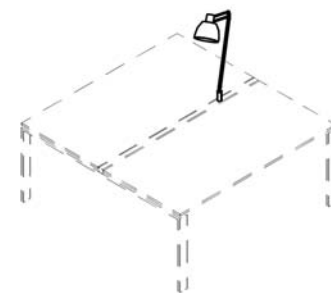
art. V 785 ML - L 199 P 37 sp. 1,8
art. V 784 ML - L 179 P 37 sp. 1,8
art. V 783 ML - L 159 P 37 sp. 1,8
art. V 782 ML - L 139 P 37 sp. 1,8
art. V 781 ML - L 119 P 37 sp. 1,8
art. V 709 ML - L 99 P 37 sp. 1,8
art. V 708 ML - L 79 P 37 sp. 1,8



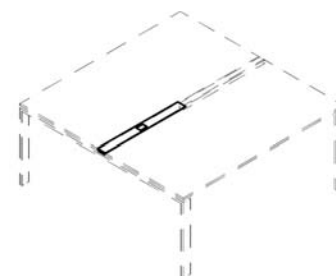
Schermo in metacrilato bianco
(coppia connettori compresa)
art. V 922 - L 79 P 35 sp. 0,5
art. V 921 - L 59 P 35 sp. 0,5



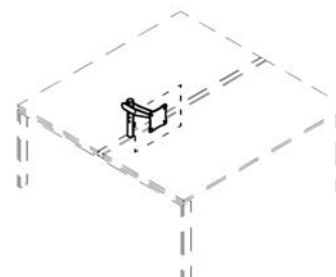
Mensola in melaminico
(coppia supporti compresa)
art. V 954 - L 79 P 32 H 15
art. V 955 - L 59 P 32 H 15



Lampada con supporto per binario
(lampadina esclusa)
art. V 958 - alluminio/bianco



Profilo di chiusura per scrivanie doppie
con tappo passacavi
art. V 2227 - L 100 P 6 sp. 1,8
art. V 2226 - L 80 P 6 sp. 1,8
art. V 2225 - L 60 P 6 sp. 1,8



Braccio portamonitor per binario
(monitor escluso)
art. V 959 - alluminio

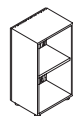


Passacarte carrè
ABS verniciato
art. 038030NB B/A/ALL./C
foro Ø 80

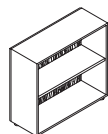
DORIA CONTENITORI

Librerie a giorno

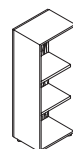
(schiena compresa - top escluso)



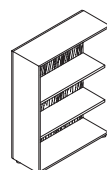
Mobile basso a giorno **L 45**
art. **0100-33 RX BB/BN/BR**
L 45 P 34,8 H 83



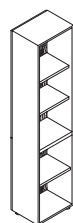
Mobile basso a giorno **L 90**
art. **0110-33 RX BB/BN/BR**
L 90 P 34,8 H 83



Mobile medio a giorno **L 45**
art. **0120-33 RX BB/BN/BR**
L 45 P 34,8 H 121,4



Mobile medio a giorno **L 90**
art. **0130-33 RX BB/BN/BR**
L 90 P 34,8 H 121,4



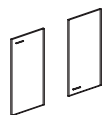
Mobile alto a giorno **L 45**
art. **0140-33 RX BB/BN/BR**
L 45 P 34,8 H 201,4



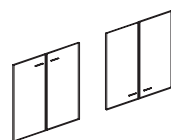
Mobile alto a giorno **L 90**
art. **0150-33 RX BB/BN/BR**
L 90 P 34,8 H 201,4

Ante legno

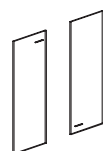
senza serratura anche da sovrapporre



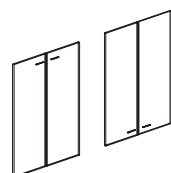
Anta singola bassa DX/SX
art. **RX-708**
BA/BB/BC/NA/NB/NC/RA/RB/RC
L 45 H 80



Coppia ante basse
art. **RX-706**
BA/BB/BC/NA/NB/NC/RA/RB/RC
L 90 H 80



Anta singola media DX/SX
art. **RX-709**
BA/BB/BC/NA/NB/NC/RA/RB/RC
L 45 H 118



Coppia ante medie
art. **RX-707**
BA/BB/BC/NA/NB/NC/RA/RB/RC
L 90 H 118

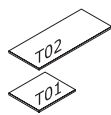


Anta alta singola
art. **RX-725**
BA/BB/BC/NA/NB/NC/RA/RB/RC
L 45 H 198

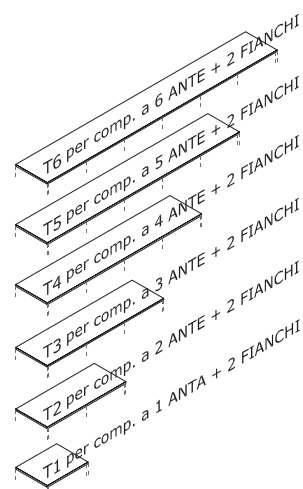


Coppia ante alte
art. **RX-726**
BA/BB/BC/NA/NB/NC/RA/RB/RC
L 90 H 198

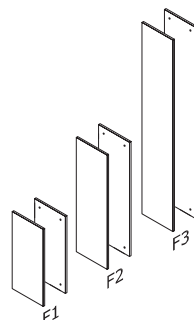
Top e fianchi di finitura



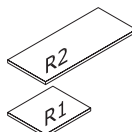
Top bifronte
da usare sempre senza fianchi di finitura
art. **RX-T01 B/N/R** - L 45,1 P 37,6 sp. 1,8
art. **RX-T02 B/N/R** - L 90,1 P 37,6 sp. 1,8




Top bifronte
da usare sempre con fianchi di finitura
art. **RX-T1 B/N/R** - L 48,6 P 37,6 sp. 1,8
art. **RX-T2 B/N/R** - L 93,6 P 37,6 sp. 1,8
art. **RX-T3 B/N/R** - L 138,6 P 37,6 sp. 1,8
art. **RX-T4 B/N/R** - L 183,6 P 37,6 sp. 1,8
art. **RX-T5 B/N/R** - L 228,6 P 37,6 sp. 1,8
art. **RX-T6 B/N/R** - L 273,6 P 37,6 sp. 1,8



Coppie fianchi di finitura
da usare sempre con **T6-T1**
art. **RX-F1 B/N/R** - L 37,6 P 80 sp. 1,8+1,8
art. **RX-F2 B/N/R** - L 37,6 P 118 sp. 1,8+1,8
art. **RX-F3 B/N/R** - L 37,6 P 198,4 sp. 1,8+1,8

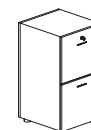


Ripiani supplementari per librerie **P 31**
art. **RX-R1 B** - L 41,4 P 31 sp. 25
art. **RX-R2 B** - L 86,4 P 31 sp. 25

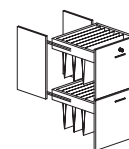


Serratura per ante legno
art. **GENSER** - metallo cromato


Classificatori



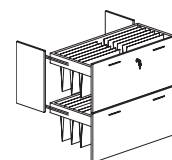
Classificatore **L 45** con serratura
art. **RX-718**
BA/BB/BC/NA/NB/NC/RA/RB/RC
L 45 P 36,6 H 83



Kit 2 classificatori **L 45** con serratura
art. **RX-718K**
BA/BB/BC/NA/NB/NC/RA/RB/RC
solo per cartelle L 33
a lettura orizzontale

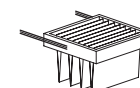


Classificatore **L 90** con serratura
art. **RX-719**
BA/BB/BC/NA/NB/NC/RA/RB/RC
L 90 P 36,6 H 83

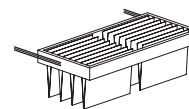


Kit 2 classificatori **L 90** con serratura
art. **RX-719K**
BA/BB/BC/NA/NB/NC/RA/RB/RC
sia per cartelle L 33 che da L 39
a lettura orizzontale

Telai estraibili per librerie




Telaio estraibile **L 45** per librerie con ante
art. **RX 97** - bianco
solo per cartelle L 33
a lettura orizzontale



Telaio estraibile **L 90** per librerie con ante
art. **RX 96** - bianco
solo per cartelle L 33
a lettura orizzontale

Ante in vetro temperato con telaio alluminio


ANTA BASSA INFERIORE SX



ANTA BASSA SOPRALZO DX

Anta bassa con serratura
art. **01 TS** - trasparente - L 45 H 80
art. **01 TSS** - satinato - L 45 H 80

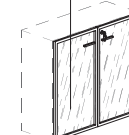
ANTA BASSA INFERIORE DX



ANTA BASSA SOPRALZO SX

Anta bassa con serratura
art. **02 TS** - trasparente - L 45 H 80
art. **02 TSS** - satinato - L 45 H 80

COPPIA ANTE BASSE INFERIORI



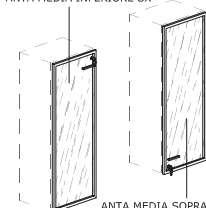
Coppia ante basse con serratura
art. **03 TS** - trasparente - L 90 H 80
art. **03 TSS** - satinato - L 90 H 80



COPPIA ANTE BASSE SOPRALZO

Coppia ante basse con serratura
art. **04 TS** - trasparente - L 90 H 80
art. **04 TSS** - satinato - L 90 H 80

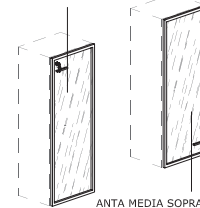
ANTA MEDIA INFERIORE SX



ANTA MEDIA SOPRALZO DX

Anta media con serratura
art. **05 TS** - trasparente - L 45 H 118
art. **05 TSS** - satinato - L 45 H 118

ANTA MEDIA INFERIORE DX



ANTA MEDIA SOPRALZO SX

Anta media con serratura
art. **06 TS** - trasparente - L 45 H 118
art. **06 TSS** - satinato - L 45 H 118

Ante in vetro temperato con telaio alluminio

COPPIA ANTE MEDIE INFERIORI

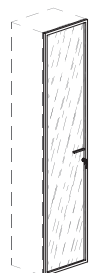


Coppia ante medie con serratura
art. 07 TS - trasparente - L 90 H 118
art. 07 TSS - satinato - L 90 H 118

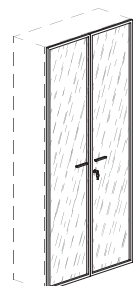


COPPIA ANTE MEDIE SOPRALZO

Coppia ante medie con serratura
art. 08 TS - trasparente - L 90 H 118
art. 08 TSS - satinato - L 90 H 118

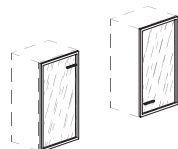


Anta alta con serratura
art. 09 TS SX - trasparente - L 45 H 198
art. 09 TSS SX - satinato - L 45 H 198
art. 10 TS DX - trasparente - L 45 H 198
art. 10 TSS DX - satinato - L 45 H 198

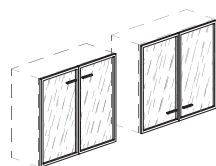


Coppia ante alte con serratura
art. 11 TS - trasparente - L 90 H 198
art. 11 TSS - satinato - L 90 H 198

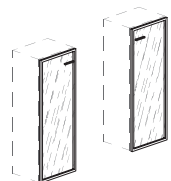
Senza serratura



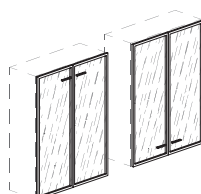
Anta singola bassa DX/SX senza serratura
art. 0215 T DX - trasparente - L 45 H 80
art. 0215 T SX - trasparente - L 45 H 80
art. 0215 TS DX - satinato - L 45 H 80
art. 0215 TS SX - satinato - L 45 H 80



Coppia ante basse senza serratura
 anche da sovrapporre
art. 0214 T - trasparente - L 90 H 80
art. 0214 TS - satinato - L 90 H 80




Anta singola media DX/SX
 senza serratura anche da sovrapporre
art. 0216 T DX - trasparente - L 45 H 118
art. 0216 T SX - trasparente - L 45 H 118
art. 0216 TS DX - satinato - L 45 H 118
art. 0216 TS SX - satinato - L 45 H 118

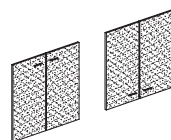


Coppia ante medie senza serratura
 anche da sovrapporre
art. 0217 T - trasparente - L 90 H 198
art. 0217 TS - satinato - L 90 H 198

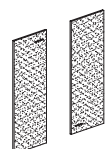
Ante in vetro temperato con serratura



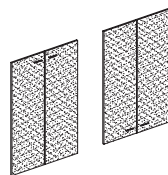
Anta singola bassa DX/SX
 serratura compresa
art. 0215 CS - trasparente - L 45 H 80
art. 0215 CS DX - satinato - L 45 H 80
art. 0215 CS SX - satinato - L 45 H 80




Coppia ante basse serratura compresa
art. 0214 CS T - trasparente - L 90 H 80
art. 0214 CS S - satinato - L 90 H 80



Anta singola media DX/SX
 serratura compresa
art. 0216 CS - trasparente - L 45 H 118
art. 0216 CS DX - satinato - L 45 H 118
art. 0216 CS SX - satinato - L 45 H 118

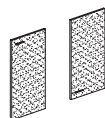


Coppia ante medie serratura compresa
art. 0217 CS T - trasparente - L 90 H 198
art. 0217 CS S - satinato - L 90 H 198

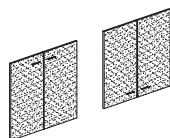


Serratura ante vetro
art. VERSER - metallo cromato

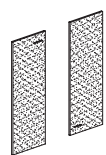
Ante in vetro temperato senza serratura



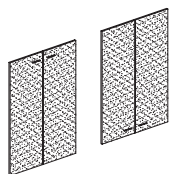
Anta singola bassa DX/SX
 senza serratura anche da sovrapporre
art. 0215 - trasparente - L 45 H 80
art. 0215 DX - satinato - L 45 H 80
art. 0215 SX - satinato - L 45 H 80



Coppia ante basse
 senza serratura anche da sovrapporre
art. 0214 - trasparente - L 90 H 80
art. 0214 - satinato - L 90 H 80

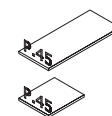


Anta singola media DX/SX
 senza serratura anche da sovrapporre
art. 0216 T - trasparente - L 45 H 118
art. 0216 S DX - satinato - L 45 H 118
art. 0216 S SX - satinato - L 45 H 118



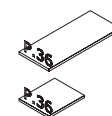
Coppia ante medie
 senza serratura anche da sovrapporre
art. 0217 - trasparente - L 90 H 198
art. 0217 - satinato - L 90 H 198

Top e classificatori per contenitori unificati



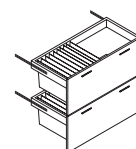
Top L 42,6

art. RX717-A-42 B/N/R - L 90,1 P 45 sp. 1,8
art. RX716-A-42 B/N/R - L 45,1 P 45 sp. 1,8

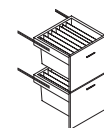


Top L 33

art. RX717-A-33 B/N/R - L 90,1 P 36 sp. 1,8
art. RX716-A-33 B/N/R - L 45,1 P 36 sp. 1,8

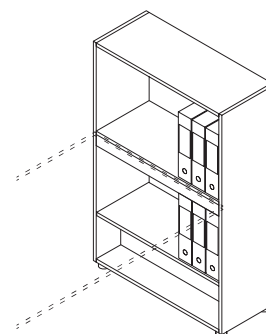


Coppia classificatori L 90
 cartelle sospese mod. MADRID
art. RX-719-C B/N/R

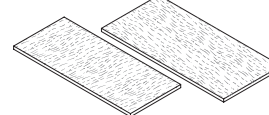


Coppia classificatori L 45
 cartelle sospese mod. MADRID
art. RX-718-C B/N/R

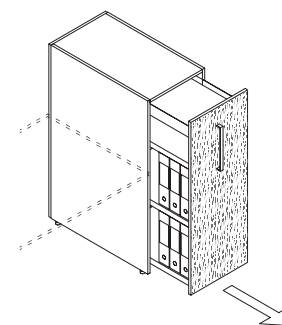
Contenitori lato scrivania mobili medi



Contenitore medio a giorno lato scrivania
art. 0130-33 RX LS B - L 80 P 33 H 121,4



Kit top intermedio e superiore per
 contenitore medio lato scrivania
art. RX T03 B/N/R
 intermedio - L 76,4 P 33 sp. 1,8
 superiore - L 80,1 P 37,6 sp. 1,8

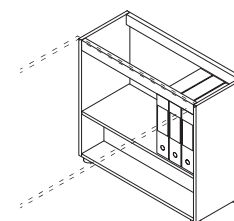


Contenitore medio lato scrivania
 con scaffale scorrevole
art. 0130-33 RX SS B/N/R - L 40 P 80 H 121,4

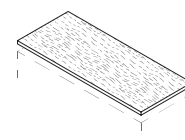


Top per contenitore medio
 con scaffale scorrevole
art. RX T04 B/N/R - L 40 P 80 sp. 1,8

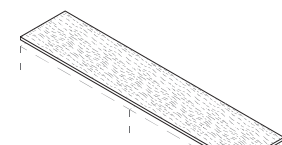
Contenitori lato scrivania mobili altezza scrivania



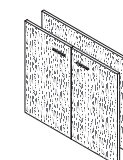
Contenitore basso a giorno lato scrivania
art. 0110-33 RX LS B - L 80 P 33 H 71,6



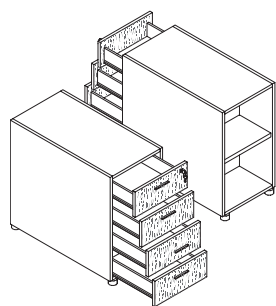
Top singolo per mobile basso
 lato scrivania
art. RX T05 B/N/R - L 80,1 P 33 sp. 1,8



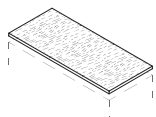
Top doppio per mobile basso
 lato scrivania
art. RX T06 B/N/R - L 160,1 P 33 sp. 1,8



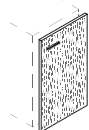
Kit ante basse e schiena
 per mobile medio e basso lato scrivania
art. RX 705 BB/BC/NB/NC/RB/RC



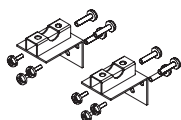
Cassettiera portante 4 cassetti e vano a giorno
art. 0174 RX B/N/R - L 40 P 80 H 71,6



Top per cassettiera portante
art. RX T07 B/N/R - L 40 P 80 sp. 1,8

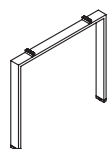


Anta per cassettiera portante
art. RX 704 BB/BC/NB/NC/RB/RC
L 39,7 P 68,2 sp. 1,8

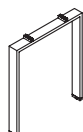


Coppia supporto trave - pannello
art. 076 RX B - L 4 P 6,3 H 5

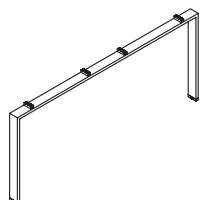
Gambe



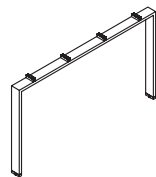
Gamba singola scrivania
art. 010RX B/GB/C - L 80 P 7 H 71



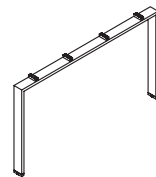
Gamba singola dattilo
art. 020RX B/GB/C - L 60 P 7 H 71



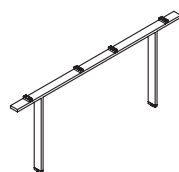
Gamba doppia scrivania
art. 030RX B/GB/C - L 165 P 7 H 71



Gamba doppia dattilo
art. 040RX B/GB/C - L 125 P 7 H 71



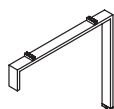
Gamba tavolo riunioni
art. 050RX B/GB/C - L 100 P 7 H 71



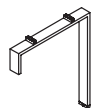
Gamba centrale L 163
art. 033RX B/GB/C - L 163 P 7 H 71



Gamba centrale L 123
art. 043RX B/GB/C - L 123 P 7 H 71



Gamba singola asimmetrica scrivania (1 cassettiera portante)
art. 011RX B/GB/C - L 80 P 7 H 71/17



Gamba singola asimmetrica dattilo (1 cassettiera portante)
art. 021RX B/GB/C - L 60 P 7 H 71/17

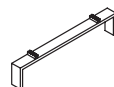


Gamba doppia asimmetrica scrivania (1 cassettiera portante)
art. 031RX B/GB/C - L 165 P 7 H 71/17



Gamba doppia asimmetrica dattilo (1 cassettiera portante)
art. 041RX B/GB/C - L 125 P 7 H 71/17


Supporti



Supporto singolo scrivania (2 cassettiere portanti)
art. 012RX B/GB/C - L 80 P 7 H 17



Supporto singolo dattilo (2 cassettiere portanti)
art. 022RX B/GB/C - L 60 P 7 H 17



Supporto doppia scrivania (2 cassettiere portanti)
art. 032RX B/GB/C - L 165 P 7 H 17




Supporto doppia dattilo (2 cassettiere portanti)
art. 042RX B/GB/C - L 125 P 7 H 17

Travi



Coppia travi fisse
art. 051RX B/C - L 80
art. 052RX B/C - L 100
art. 053RX B/C - L 120
art. 054RX B/C - L 140
art. 055RX B/C - L 160
art. 056RX B/C - L 180
art. 057RX B/C - L 200
art. 058RX B/C - L 240



Coppia travi allungo 90°
art. 061RX B/C - L 80
art. 062RX B/C - L 100
art. 063RX B/C - L 120



Piastra giunzione piani
art. 015-PO ALL - L 10 P 4,1

Piani scrivania

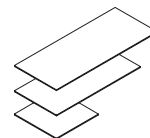


Piani scrivania P 80
art. 117A RX - L 200 P 80 sp. 1,8
art. 116A RX - L 180 P 80 sp. 1,8
art. 115A RX - L 160 P 80 sp. 1,8
art. 114A RX - L 140 P 80 sp. 1,8
art. 113A RX - L 120 P 80 sp. 1,8
art. 112A RX - L 100 P 80 sp. 1,8
art. 111A RX - L 80 P 80 sp. 1,8



Piani scrivania P 60
art. 123A RX - L 120 P 60 sp. 1,8
art. 122A RX - L 100 P 60 sp. 1,8
art. 121A RX - L 80 P 60 sp. 1,8

Piani tavoli riunioni



Piani scrivania P 100
art. 1058A RX - L 240 P 100 sp. 1,8
art. 1057A RX - L 200 P 100 sp. 1,8
art. 1055A RX - L 100 P 100 sp. 1,8

Elementi strutturali Accessori



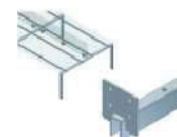
Coppia staffa modesty panel
art. 070RX B/C - H 18



Coppia reggimensola terminale
art. 071RX B/C - L 35



Coppia supporti schermo piano singolo (sotto piano)
art. 072RX B/C - L 14,5



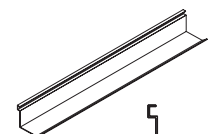
Coppia supporti schermo piani contrapposti (filo piano)
art. 073RX B/C - L 14,5



Coppia supporti schermo laterale piano singolo (sotto piano)
art. 074RX B/C - L 16,5



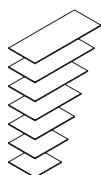
Coppia supporti schermo laterale piani in linea (filo piano)
art. 075RX B/C - L 28,5



Canalina passacavi
art. 087RX B/C - L 200
art. 086RX B/C - L 180
art. 085RX B/C - L 160
art. 084RX B/C - L 140
art. 083RX B/C - L 120
art. 082RX B/C - L 100
art. 081RX B/C - L 80

DORIA MULTICOLOR

Piani scrivania



Piani scrivania P 80

- art. 117A RX Multicolor - L 200 P 80 sp. 1,8
- art. 116A RX Multicolor - L 180 P 80 sp. 1,8
- art. 115A RX Multicolor - L 160 P 80 sp. 1,8
- art. 114A RX Multicolor - L 140 P 80 sp. 1,8
- art. 113A RX Multicolor - L 120 P 80 sp. 1,8
- art. 112A RX Multicolor - L 100 P 80 sp. 1,8
- art. 111A RX Multicolor - L 80 P 80 sp. 1,8



Piani scrivania P 60

- art. 123A RX Multicolor - L 120 P 60 sp. 1,8
- art. 122A RX Multicolor - L 100 P 60 sp. 1,8
- art. 121A RX Multicolor - L 80 P 60 sp. 1,8

Raccordi terminali Multicolor



Raccordo P 60

- art. 121R RX Multicolor - L 60 P 60 sp. 1,8



Mensola terminale P 60

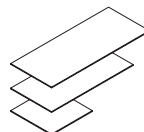
- art. 120R RX Multicolor - L 60 P 40 sp. 1,8



Mensola terminale P 80

- art. 110R RX Multicolor - L 80 P 40 sp. 1,8

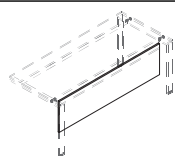
Piani tavoli riunione Multicolor



Piani scrivania P 100

- art. 1058A RX Multicolor - L 240 P 100 sp. 1,8
- art. 1057A RX Multicolor - L 200 P 100 sp. 1,8
- art. 1055A RX Multicolor - L 100 P 100 sp. 1,8

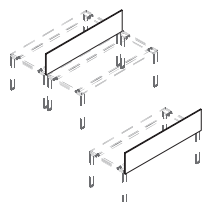
Modesty panel



Modesty panel

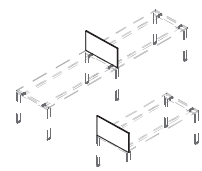
- art. 907M RX Multicolor - L 181 P 42 sp. 1,8
- art. 906M RX Multicolor - L 161 P 42 sp. 1,8
- art. 905M RX Multicolor - L 141 P 42 sp. 1,8
- art. 904M RX Multicolor - L 121 P 42 sp. 1,8
- art. 903M RX Multicolor - L 101 P 42 sp. 1,8
- art. 902M RX Multicolor - L 81 P 42 sp. 1,8
- art. 901M RX Multicolor - L 61 P 42 sp. 1,8

Schermi divisori



Frontale H 42

- art. 907SF RX Multicolor - L 80 P 42 sp. 1,8
- art. 906SF RX Multicolor - L 100 P 42 sp. 1,8
- art. 905SF RX Multicolor - L 120 P 42 sp. 1,8
- art. 904SF RX Multicolor - L 140 P 42 sp. 1,8
- art. 903SF RX Multicolor - L 160 P 42 sp. 1,8
- art. 902SF RX Multicolor - L 180 P 42 sp. 1,8
- art. 901SF RX Multicolor - L 200 P 42 sp. 1,8



Laterale H 42

- art. 901SL RX Multicolor - L 80 P 42 sp. 1,8
- art. 900SL RX Multicolor - L 60 P 42 sp. 1,8

Cassettiere su ruote Multicolor



Cassettiera su ruote

- art. 2173 Multicolor - Melaminico L 45 P 50 H 53
- art. 0173 M AL/AN/B - Alluminio - L 42,5 P 53 H 52

Piani per tavoli conferenza Multicolor

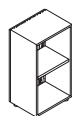


Piano per tavoli con top access

- art. 1155 A RX Multicolor - L 120 P 126 sp. 1,8
- art. 1255 A RX Multicolor - L 160 P 166 sp. 1,8

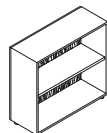
Librerie a giorno Multicolor

(schiena compresa - top escluso)



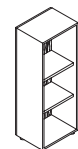
Mobile basso a giorno L 45

- art. 0100-33 RX BM/Multicolor
- L 45 P 34,8 H 83



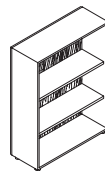
Mobile basso a giorno L 90

- art. 0110-33 RX BM/Multicolor
- L 90 P 34,8 H 83



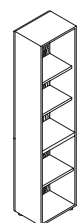
Mobile medio a giorno L 45

- art. 0120-33 RX BM/Multicolor
- L 45 P 34,8 H 121,4



Mobile medio a giorno L 90

- art. 0130-33 RX BM/Multicolor
- L 90 P 34,8 H 121,4



Mobile alto a giorno L 45

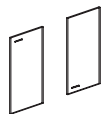
- art. 0140-33 RX BM/Multicolor
- L 45 P 34,8 H 201,4



Mobile alto a giorno L 90

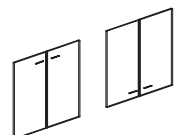
- art. 0150-33 RX BM/Multicolor
- L 90 P 34,8 H 201,4

Ante legno Multicolor



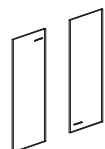
Anta singola bassa DX/SX

- art. RX-708 MB/MC Multicolor - L 45 H 80



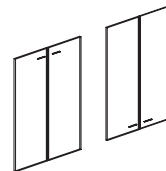
Coppia ante basse

- art. RX-706 MB/MC Multicolor - L 90 H 80



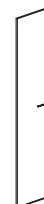
Anta singola media DX/SX

- art. RX-709 MB/MC Multicolor - L 45 H 118



Coppia ante medie

- art. RX-707 MB/MC Multicolor - L 90 H 118



Anta alta singola

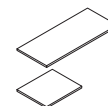
- art. RX-725 MB/MC Multicolor - L 45 H 198



Coppia ante alte

- art. RX-726 MB/MC Multicolor - L 90 H 198

Top e fianchi di finitura Multicolor



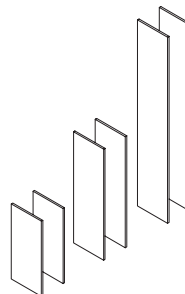
Top bifronte

- da usare sempre senza fianchi di finitura
- art. RX-T01 Multicolor - L 45,1 P 37,6 sp. 1,8
- art. RX-T02 Multicolor - L 90,1 P 37,6 sp. 1,8



Top bifronte

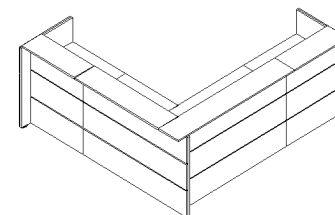
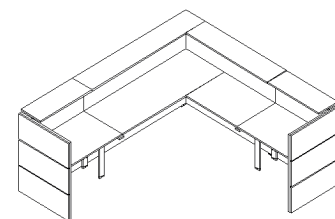
- da usare sempre con fianchi di finitura
- art. RX-T6 Multicolor - L 273,6 P 37,6 sp. 1,8
- art. RX-T5 Multicolor - L 228,6 P 37,6 sp. 1,8
- art. RX-T4 Multicolor - L 183,6 P 37,6 sp. 1,8
- art. RX-T3 Multicolor - L 138,6 P 37,6 sp. 1,8
- art. RX-T2 Multicolor - L 93,6 P 37,6 sp. 1,8
- art. RX-T1 Multicolor - L 48,6 P 37,6 sp. 1,8



Coppie fianchi di finitura

- da usare sempre con T6-T1
- art. RX-F3 Multicolor - L 37,6 P 198,4 sp. 1,8+1,8
- art. RX-F2 Multicolor - L 37,6 P 118 sp. 1,8+1,8
- art. RX-F1 Multicolor - L 37,6 P 80 sp. 1,8+1,8

DORIA RECEPTION "POP"



Doghe in melaminico Rivestimento con pellicola




- Kit 3 doghe
- per pannello terminale DX/SX
- art. 900 B B/N/R




- Kit 3 doghe
- per pannello frontale L 80
- art. 901 B B/N/R



- Kit 3 doghe
- per pannello frontale L 120
- art. 903 B B/N/R




- Kit 3 doghe
- per pannello frontale L 160
- art. 905 B B/N/R



- Kit 3 doghe
- per pannello frontale angolo
- art. 908 B B/N/R



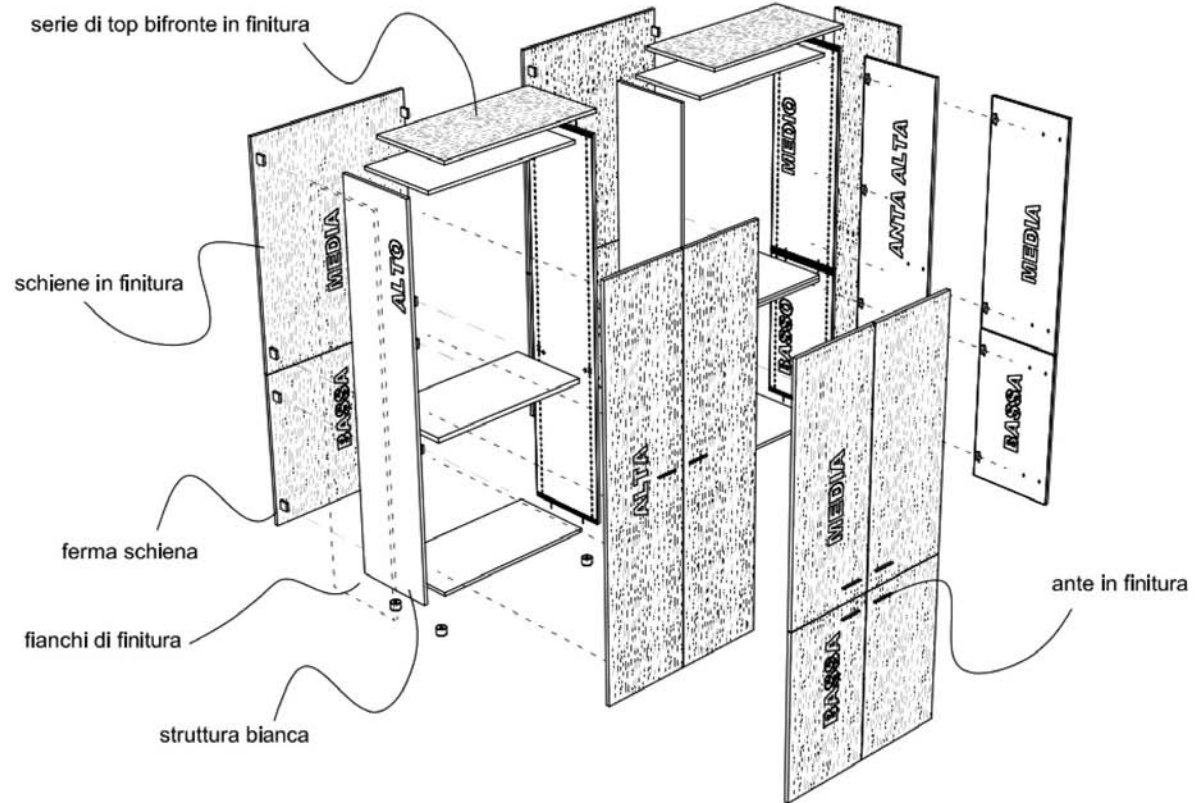
- Kit 2 doghe per
- pannello frontale consultazione L 120
- art. 909 B B/N/R



- Kit 2 doghe per
- pannello frontale consultazione L 160
- art. 910 B B/N/R

Contentori DORIA

CONTENTORI serie DORIA : struttura libreria BIANCA - ante, top, fianchi e schiene in FINITURA



CONTENTORI serie DORIA : ABACO

